



eBook Introduction - Thieme Clinical Collections



FlySheet
Med-Informatics

飛資得醫學資訊

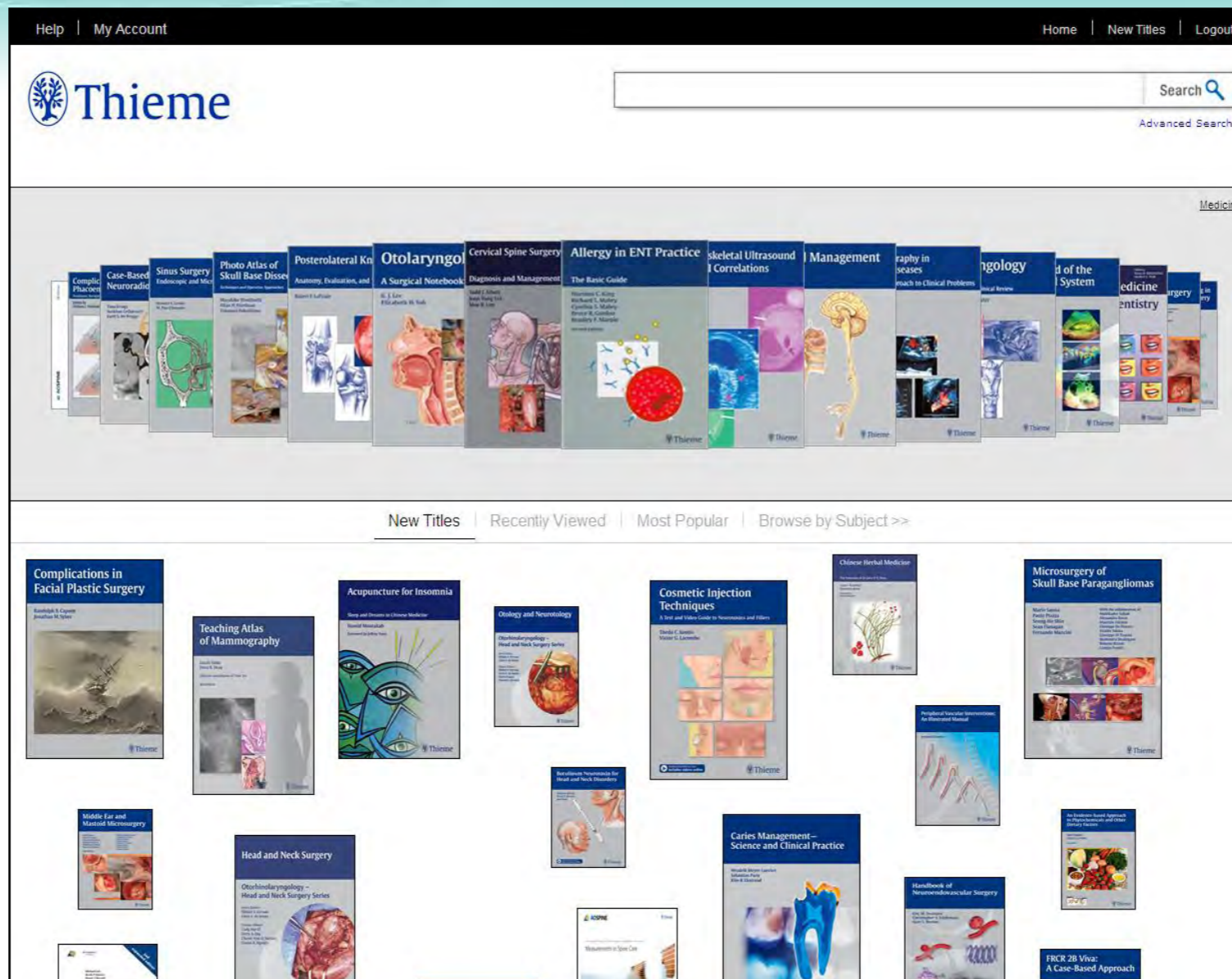


The Collections contain an extensive assortment of E-Books carefully selected to provide the students, researchers, and clinicians at your institution with thorough coverage of all major medical fields. Each title is representative of Thieme's commitment to the highest standard of quality in the content and presentation of all of its products.

The Collections reflect Thieme's status as a global market leader in many specialties including neurosurgery, radiology and dentistry, and include a variety of co-publications with the American Association of Neurological Surgeons, one of the foremost professional societies in the field.

In addition the Collections feature an impressive selection of titles in orthopedic surgery, otolaryngology, audiology, neurology, internal medicine, ophthalmology, and more.





Thieme Clinical Collections are hosted on MyiLibrary.
The interface is very intuitive and easy-to-use.

<http://lib.myilibrary.com/>

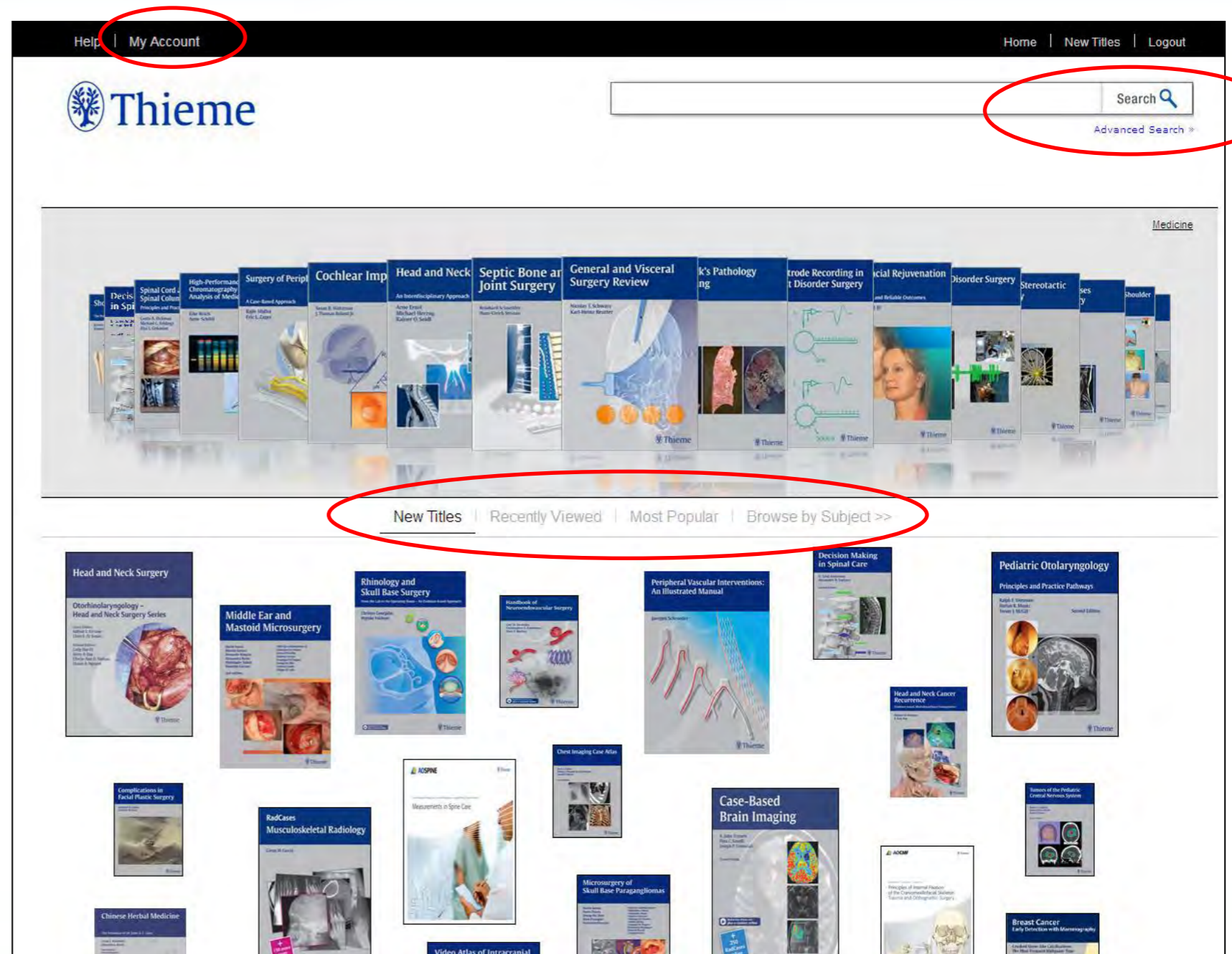


What Internet browsers are compatible with this site?

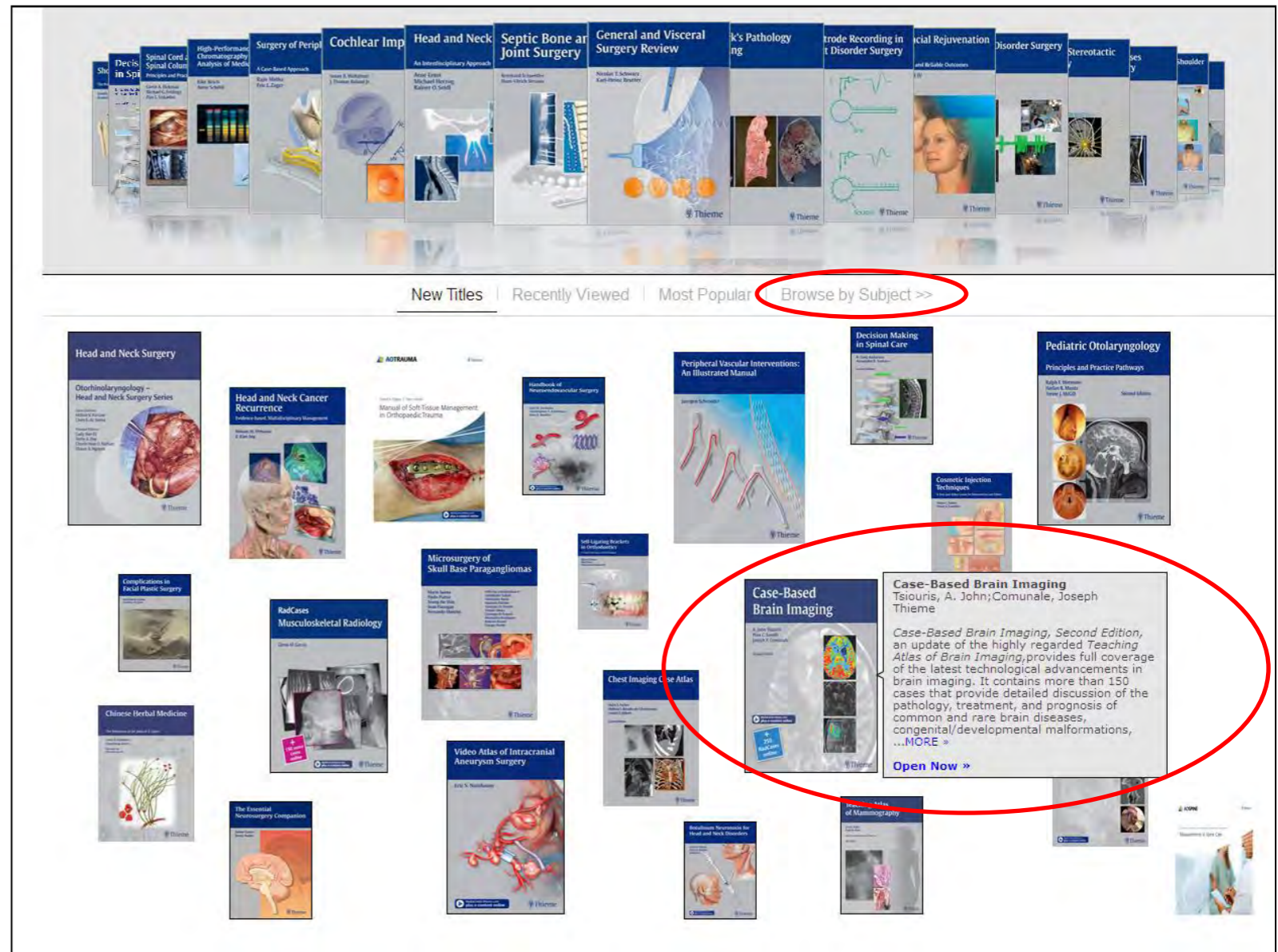
- Chrome 2 & greater
 - Firefox 3 & greater
 - Internet Explorer 7 & greater
 - Safari 2 & greater (Macintosh)
 - Safari 3 & greater (Windows)
-
- While no minimum browser resolution is required to use this site, we recommend a minimum resolution = 1280x800 for the best experience.

1. Platform Overview

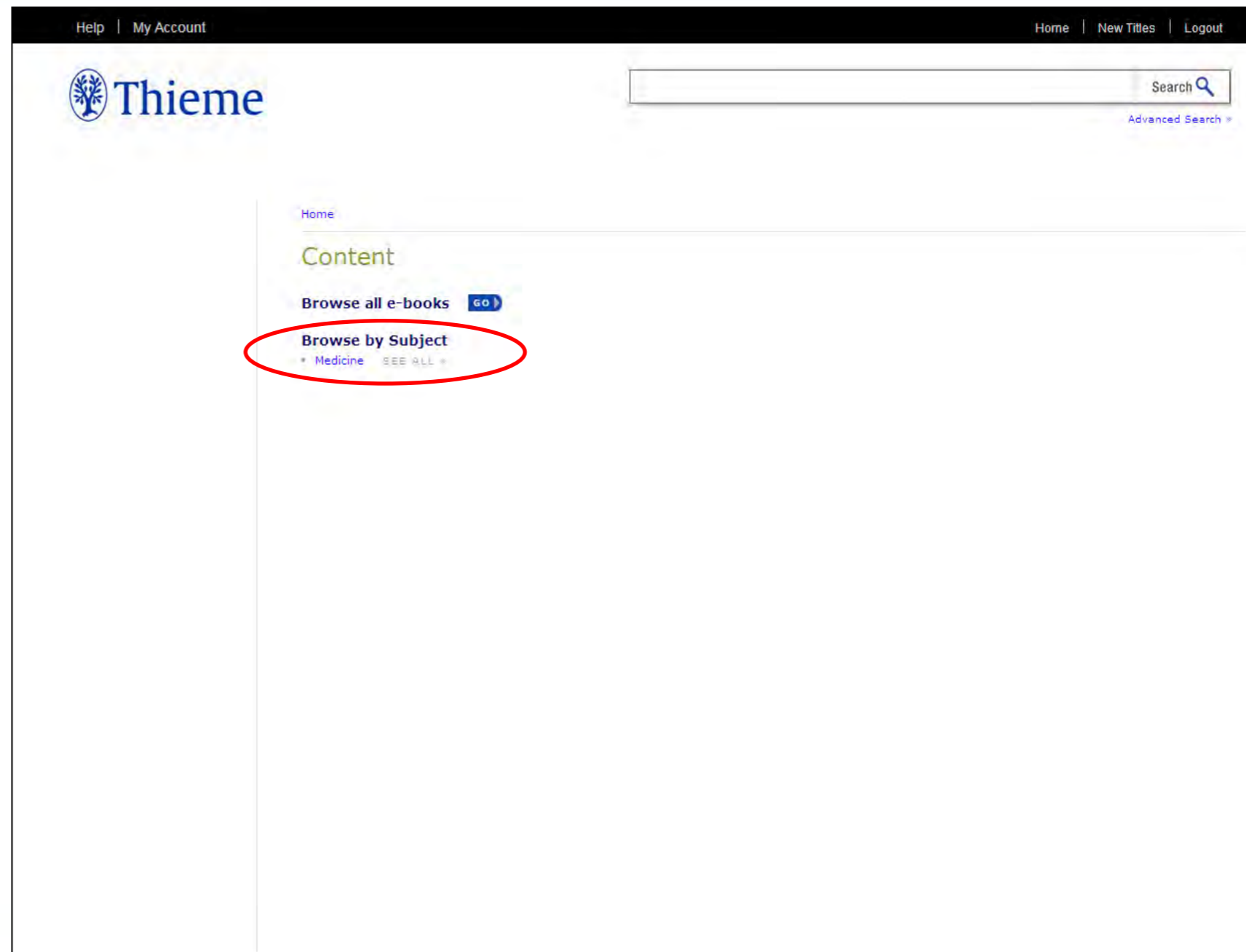
From the start page, you can access your personal account, the search across the platform, and the title list.



- Abstracts appear when moving your computer mouse over a cover on the start page.
- Click „browse by Subject“ to access the full title list.

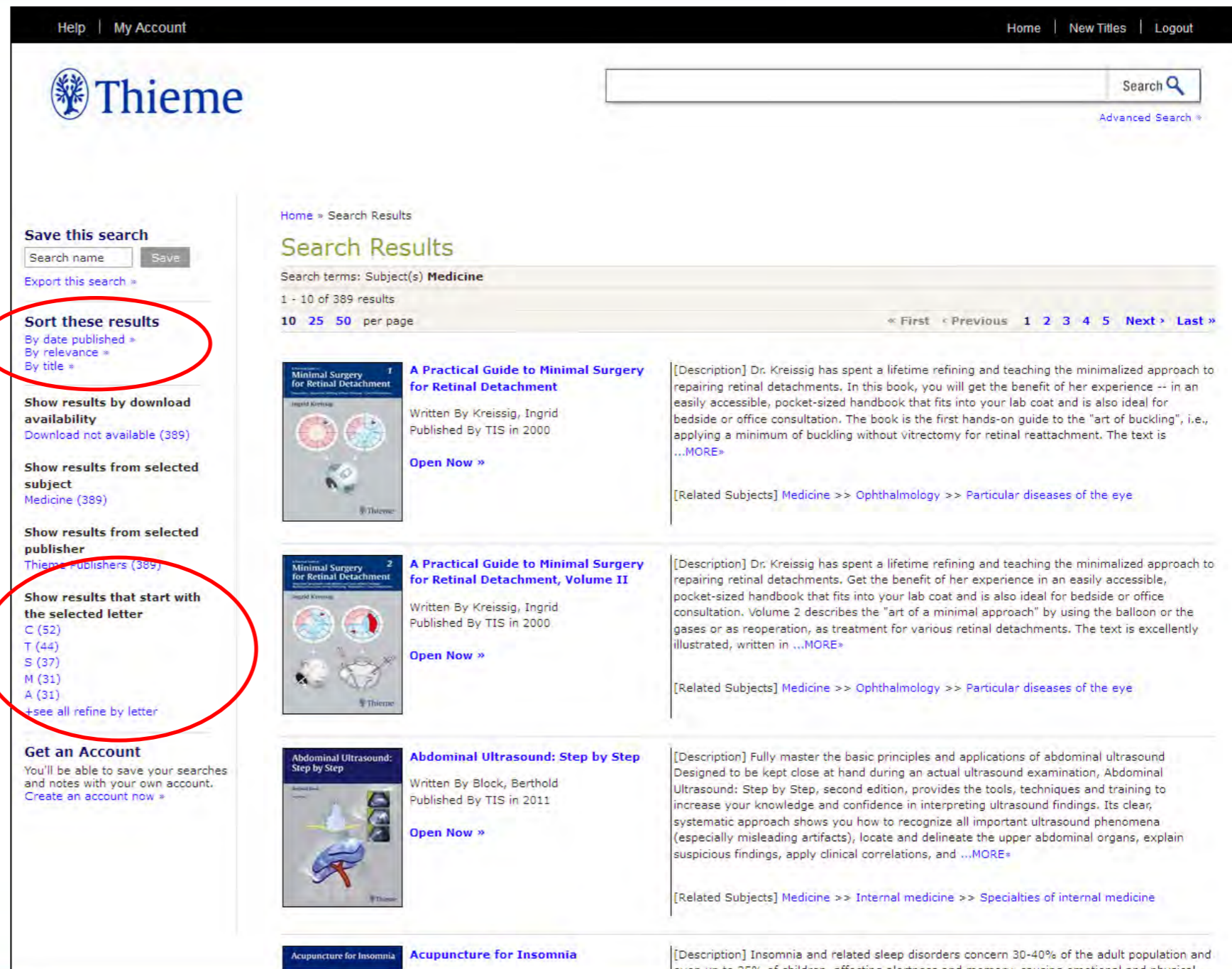


- Click „Browse all e-books“ to get a full listing (all publishers, all subjects).
- Click“Browse by Subject“ to choose from a list of medical subjects.



The screenshot shows the Thieme website interface. At the top, there are links for 'Help | My Account' and 'Home | New Titles | Logout'. The Thieme logo is on the left, and a search bar with a magnifying glass icon and the text 'Search' is on the right. Below the search bar, there is a 'Content' section with two main options: 'Browse all e-books' with a 'GO' button, and 'Browse by Subject' which is circled in red. Under 'Browse by Subject', there is a link for 'Medicine' and a 'SEE ALL' link.

You may use different filter options, or may now sort the list e.g. by publication date.



The screenshot shows the Thieme website search results for the term "Medicine". The page includes a navigation bar with "Help" and "My Account", and a search bar with "Search" and "Advanced Search" options. The search results are displayed in a list format, with each result including a book cover, title, author, publisher, and a description. The left sidebar contains several filter and sorting options, with two red circles highlighting the "Sort these results" and "Show results that start with the selected letter" sections.

Sort these results

- By date published »
- By relevance »
- By title »

Show results that start with the selected letter

- C (52)
- T (44)
- S (37)
- M (31)
- A (31)
- +see all refine by letter

Search Results

Search terms: Subject(s) **Medicine**

1 - 10 of 389 results

10 25 50 per page

« First « Previous 1 2 3 4 5 Next » Last »

1 A Practical Guide to Minimal Surgery for Retinal Detachment

Written By Kreissig, Ingrid
Published By TIS in 2000

[Open Now »](#)

[Description] Dr. Kreissig has spent a lifetime refining and teaching the minimalized approach to repairing retinal detachments. In this book, you will get the benefit of her experience -- in an easily accessible, pocket-sized handbook that fits into your lab coat and is also ideal for bedside or office consultation. The book is the first hands-on guide to the "art of buckling", i.e., applying a minimum of buckling without vitrectomy for retinal reattachment. The text is ...MORE»

[Related Subjects] [Medicine](#) >> [Ophthalmology](#) >> [Particular diseases of the eye](#)

2 A Practical Guide to Minimal Surgery for Retinal Detachment, Volume II

Written By Kreissig, Ingrid
Published By TIS in 2000

[Open Now »](#)

[Description] Dr. Kreissig has spent a lifetime refining and teaching the minimalized approach to repairing retinal detachments. Get the benefit of her experience in an easily accessible, pocket-sized handbook that fits into your lab coat and is also ideal for bedside or office consultation. Volume 2 describes the "art of a minimal approach" by using the balloon or the gases or as reoperation, as treatment for various retinal detachments. The text is excellently illustrated, written in ...MORE»

[Related Subjects] [Medicine](#) >> [Ophthalmology](#) >> [Particular diseases of the eye](#)

Abdominal Ultrasound: Step by Step

Written By Block, Berthold
Published By TIS in 2011

[Open Now »](#)

[Description] Fully master the basic principles and applications of abdominal ultrasound. Designed to be kept close at hand during an actual ultrasound examination, Abdominal Ultrasound: Step by Step, second edition, provides the tools, techniques and training to increase your knowledge and confidence in interpreting ultrasound findings. Its clear, systematic approach shows you how to recognize all important ultrasound phenomena (especially misleading artifacts), locate and delineate the upper abdominal organs, explain suspicious findings, apply clinical correlations, and ...MORE»

[Related Subjects] [Medicine](#) >> [Internal medicine](#) >> [Specialties of internal medicine](#)

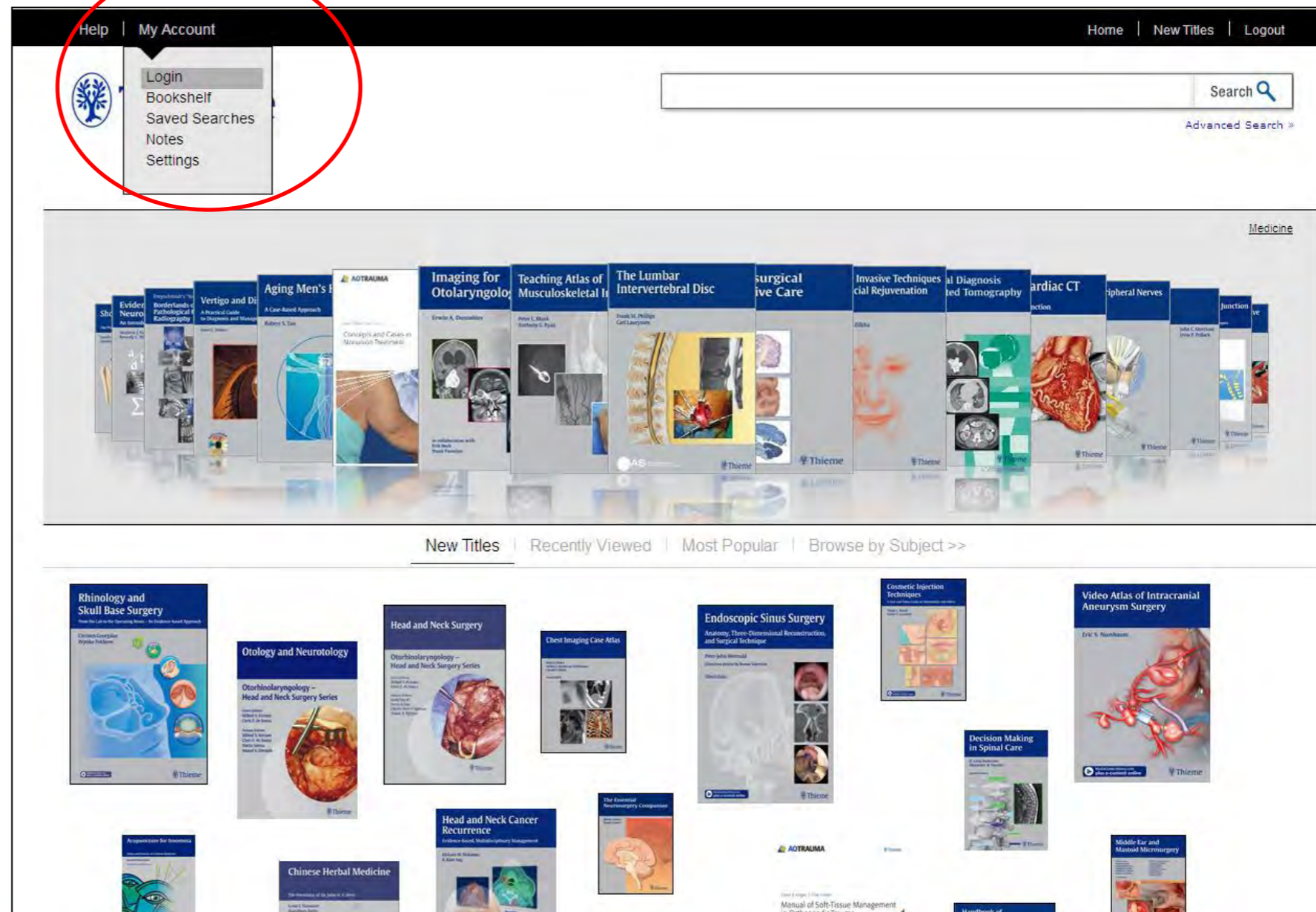
Acupuncture for Insomnia

[Description] Insomnia and related sleep disorders concern 30-40% of the adult population and even up to 25% of children, affecting alertness and memory, causing emotional and physical

2. Creating and Using Your Personal Account

You do not need a user account to read the full text of e-books in TCC. But you should create one in order to save searches, or add notes to a page.

Choose „My Account“ and „Login“ in the upper left corner to access your account, or to create a new account.



Help | My Account

Home | New Titles | Logout

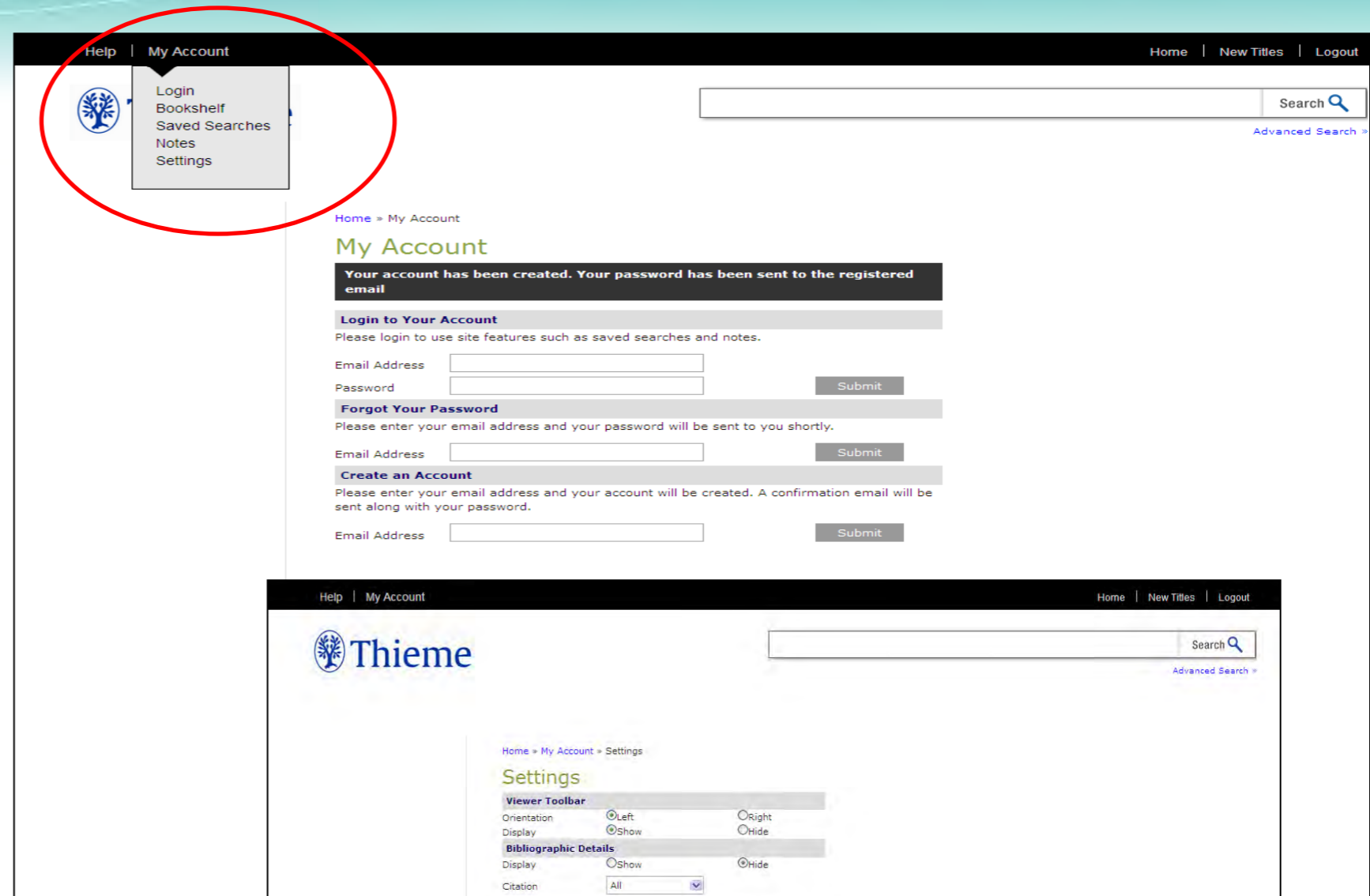
Search

Advanced Search >>

Medicine

New Titles | Recently Viewed | Most Popular | Browse by Subject >>

Now you are able to change your personal settings, or save and access your notes and searches.



Help | My Account

Home | New Titles | Logout

Search

Advanced Search

Home » My Account

My Account

Your account has been created. Your password has been sent to the registered email

Login to Your Account

Please login to use site features such as saved searches and notes.

Email Address

Password

Submit

Forgot Your Password

Please enter your email address and your password will be sent to you shortly.

Email Address

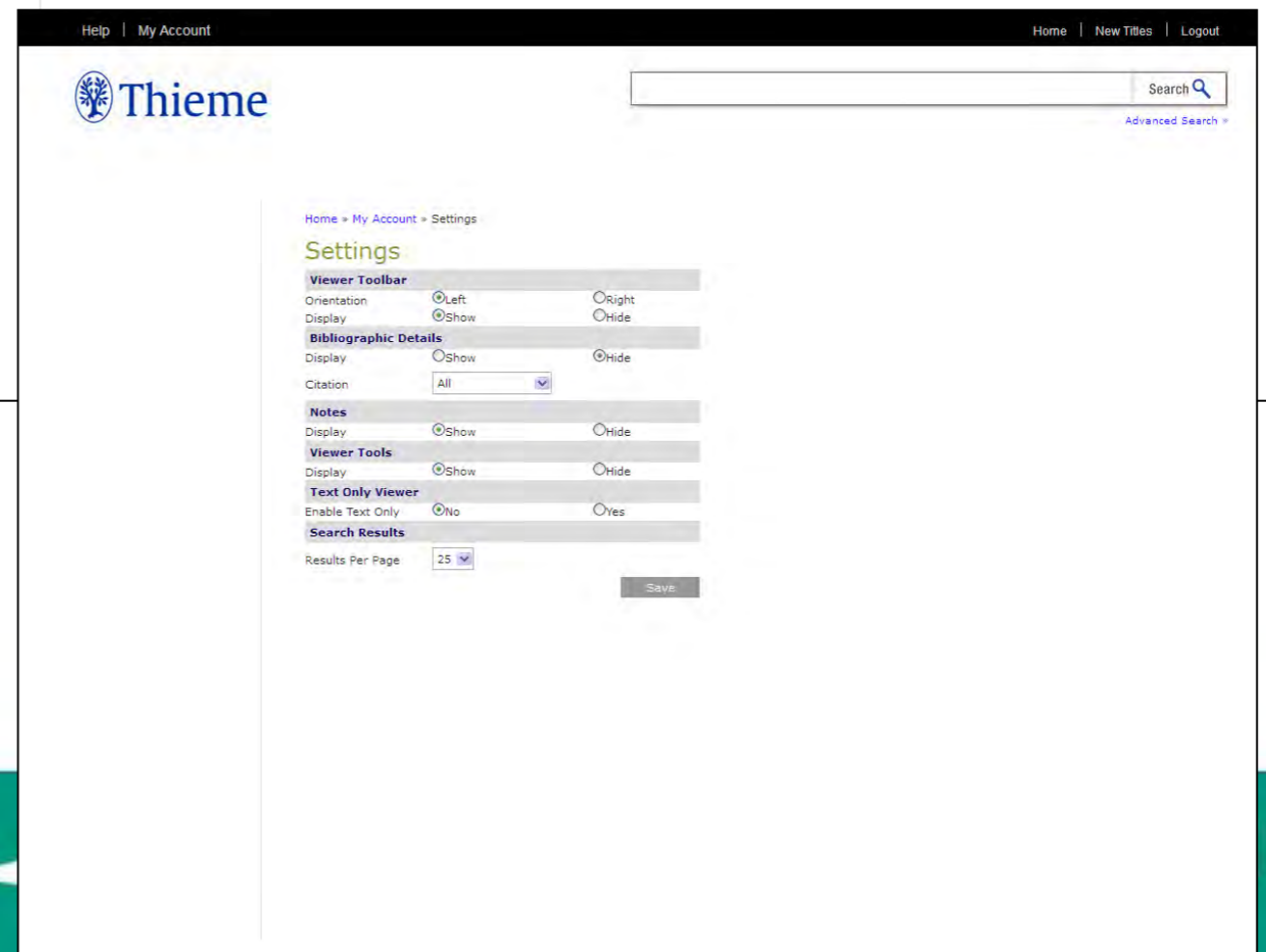
Submit

Create an Account

Please enter your email address and your account will be created. A confirmation email will be sent along with your password.

Email Address

Submit



Help | My Account

Home | New Titles | Logout

Search

Advanced Search

Home » My Account » Settings

Settings

Viewer Toolbar

Orientation Left Right

Display Show Hide

Bibliographic Details

Display Show Hide

Citation

Notes

Display Show Hide

Viewer Tools

Display Show Hide

Text Only Viewer

Enable Text Only No Yes

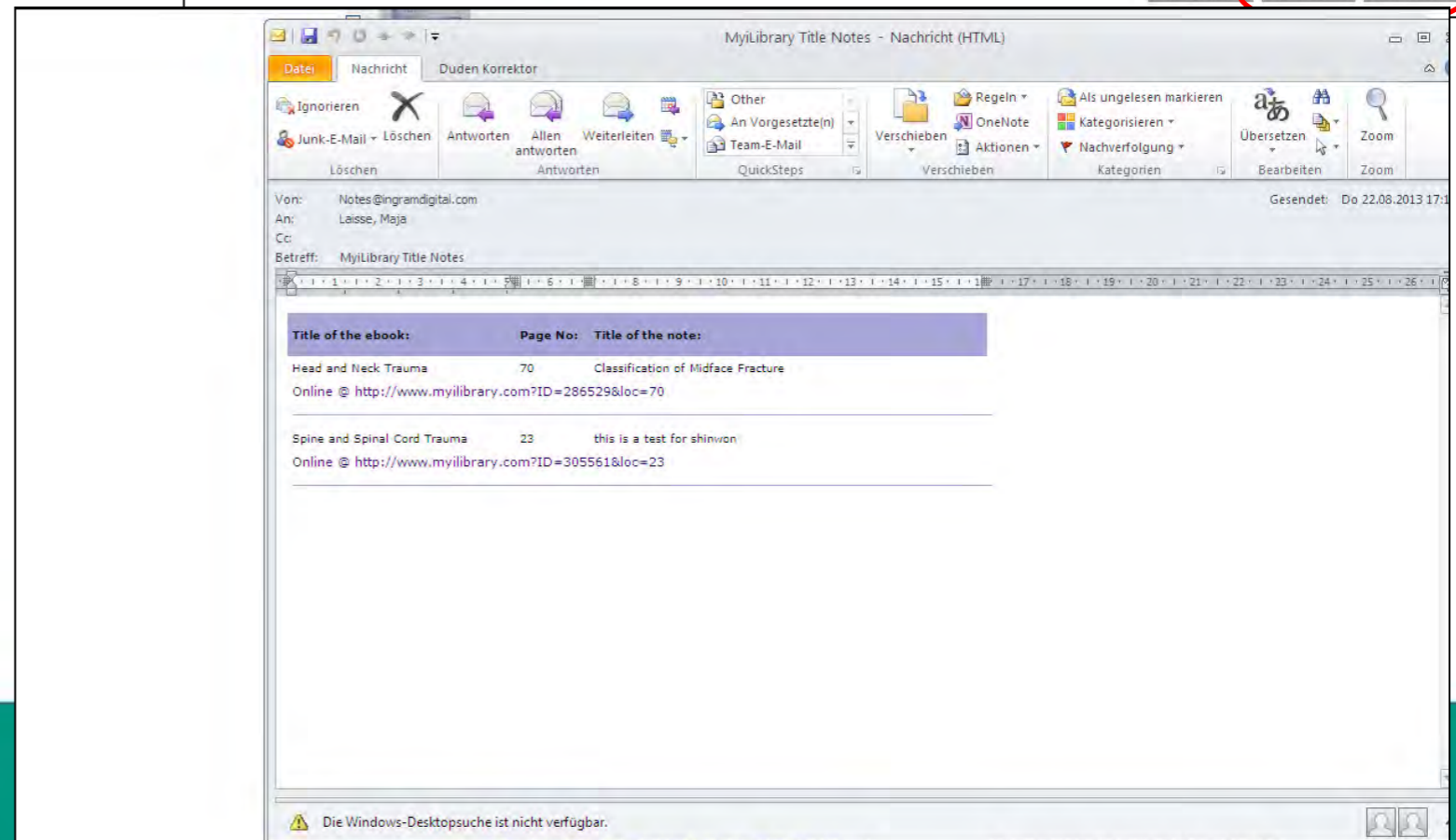
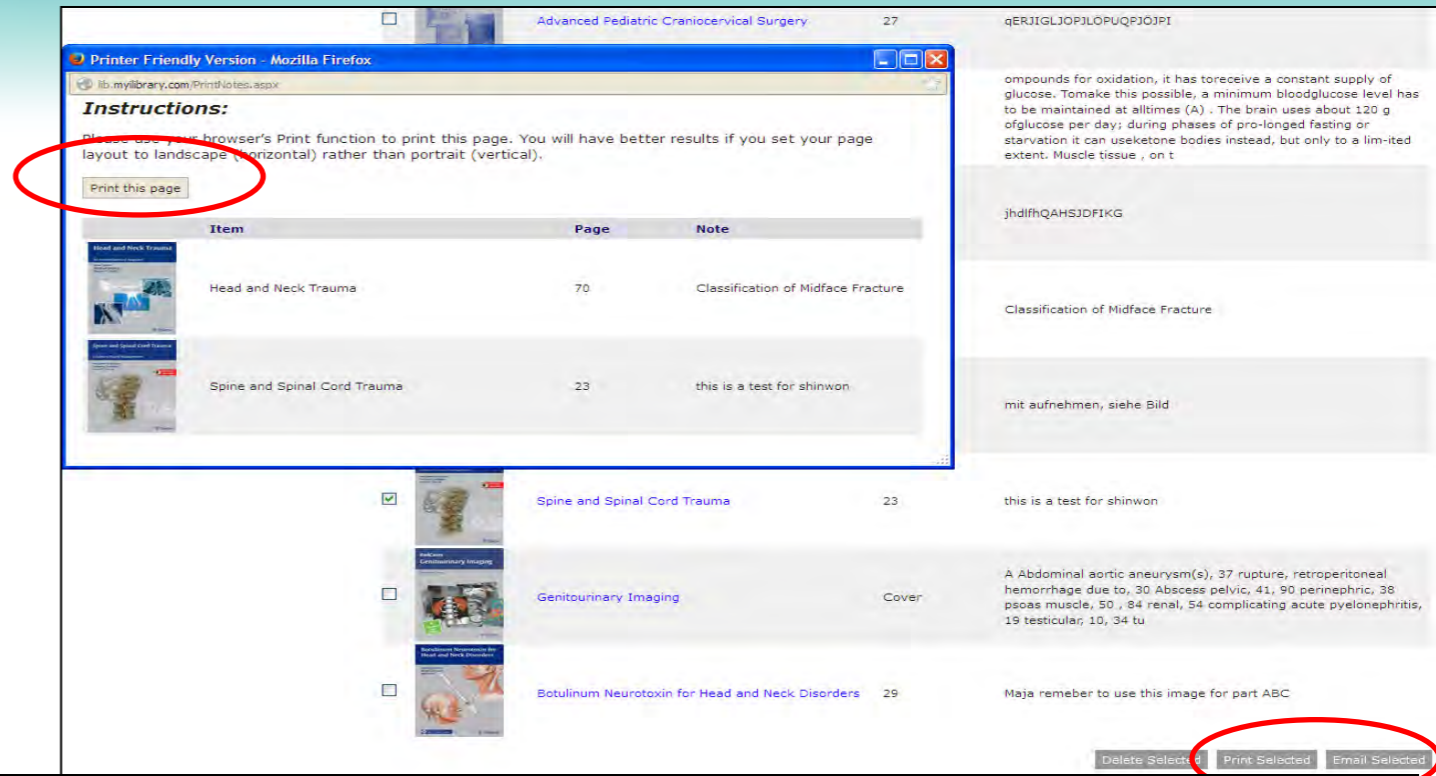
Search Results

Results Per Page

Save



Print your personal notes

eMail your Personal Notes



View your Saved Searches

Help | My Account Home | New Titles | Logout

 Search  [Advanced Search >](#)

[Home](#) > [My Account](#) > [Saved Searches](#)

Saved Searches

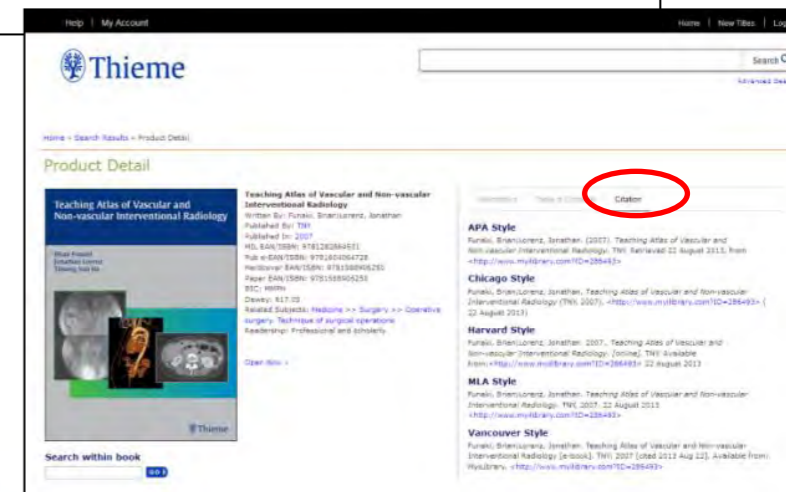
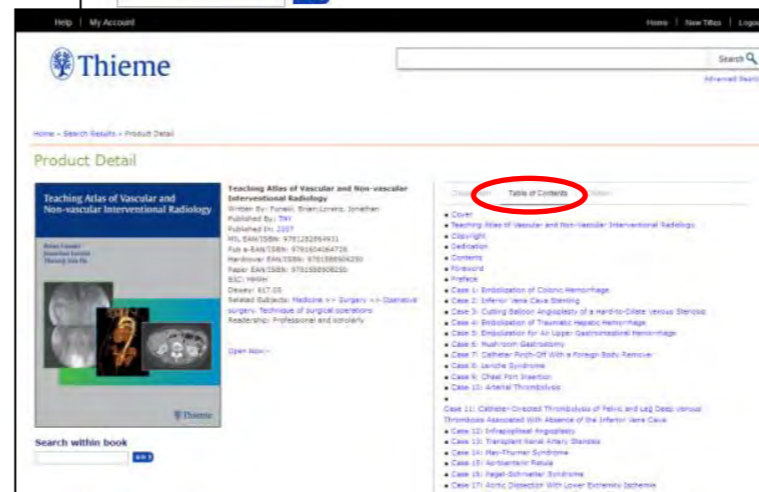
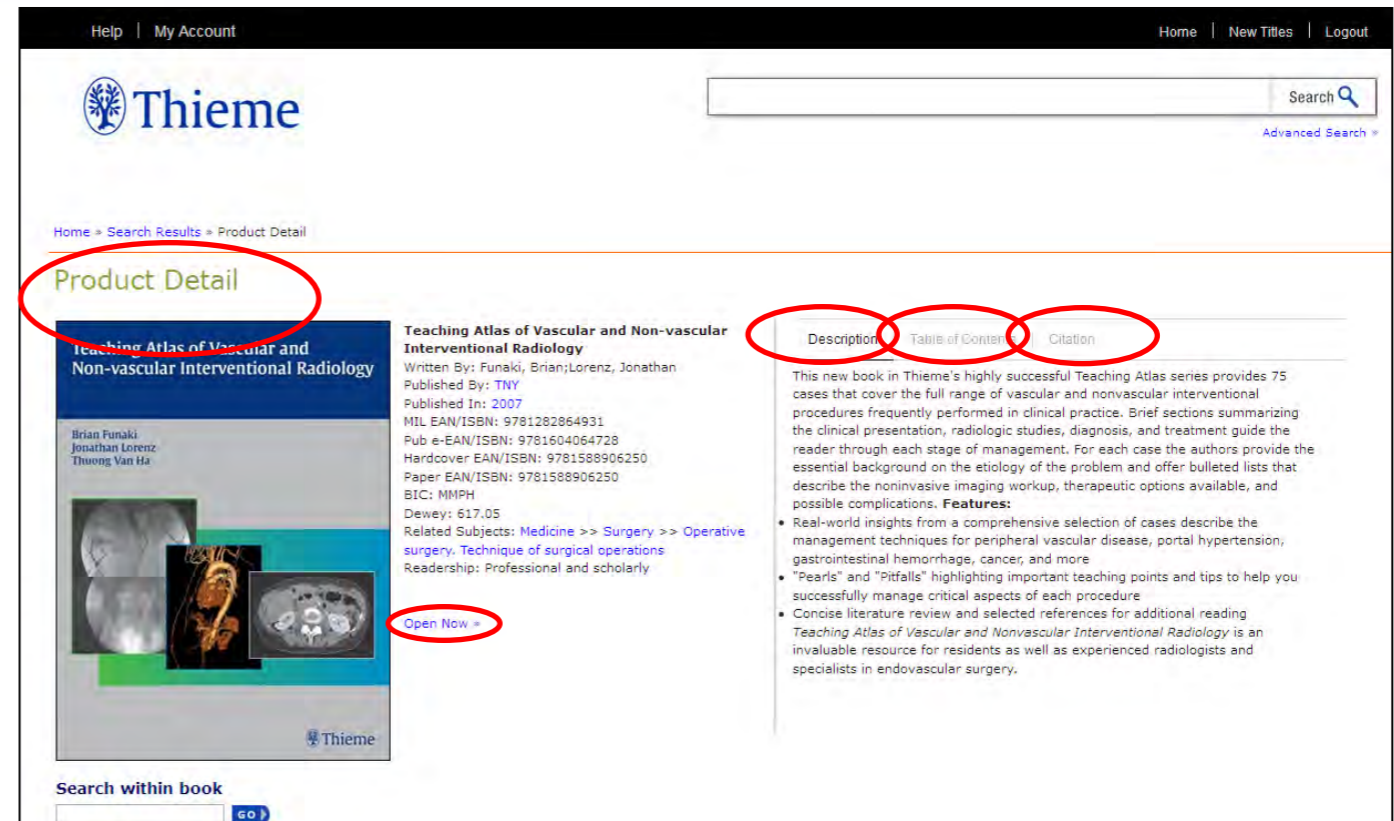
Search Name	Search Type	Term(s)	Date	
Focal cortical dysplasia	Advanced	Full Text Focal cortical dysplasia	05 Nov 2010	<input type="checkbox"/>
temporal lobe epilepsy	Advanced	Full Text temporal lobe epilepsy , Publisher(s) Thieme Publishers	05 Nov 2010	<input type="checkbox"/>
Fractures	Quick- Full Text	fractured jaw	15 Jan 2011	<input type="checkbox"/>
Skull Fracture	Advanced	Full Text " skull fracture ", Publisher(s) Thieme Publishers , Publish Year from 2007 , Language(s) English	23 Feb 2011	<input type="checkbox"/>
skull fracture 2	Advanced	Full Text " skull fracture ", Publisher(s) Thieme Publishers , Language(s) English, German	02 Mrz 2011	<input type="checkbox"/>
external orthoses	Quick- Full Text	external orthoses	16 Mai 2011	<input type="checkbox"/>
skuallb farcture ups	Advanced	Full Text " skull fracture ", Publisher(s) Thieme Publishers , Publish Year in 2010	26 Mai 2011	<input type="checkbox"/>
skull fracture 15062011	Advanced	Full Text " skull fracture ", Publisher(s) Thieme Publishers , Publish Year from 2008 , Language(s) English	15 Jun 2011	<input type="checkbox"/>
Aortic Aneurysm	Advanced	Full Text " aortic aneurysm ", Publish Year in 2011 , Language(s) Chinese, English	13 Mrz 2012	<input type="checkbox"/>
Retina Detachment	Advanced	Search terms: Full Text " retina detachment ", Language(s) English , Publisher(s) Thieme Publishers	14 Mrz 2013	<input type="checkbox"/>



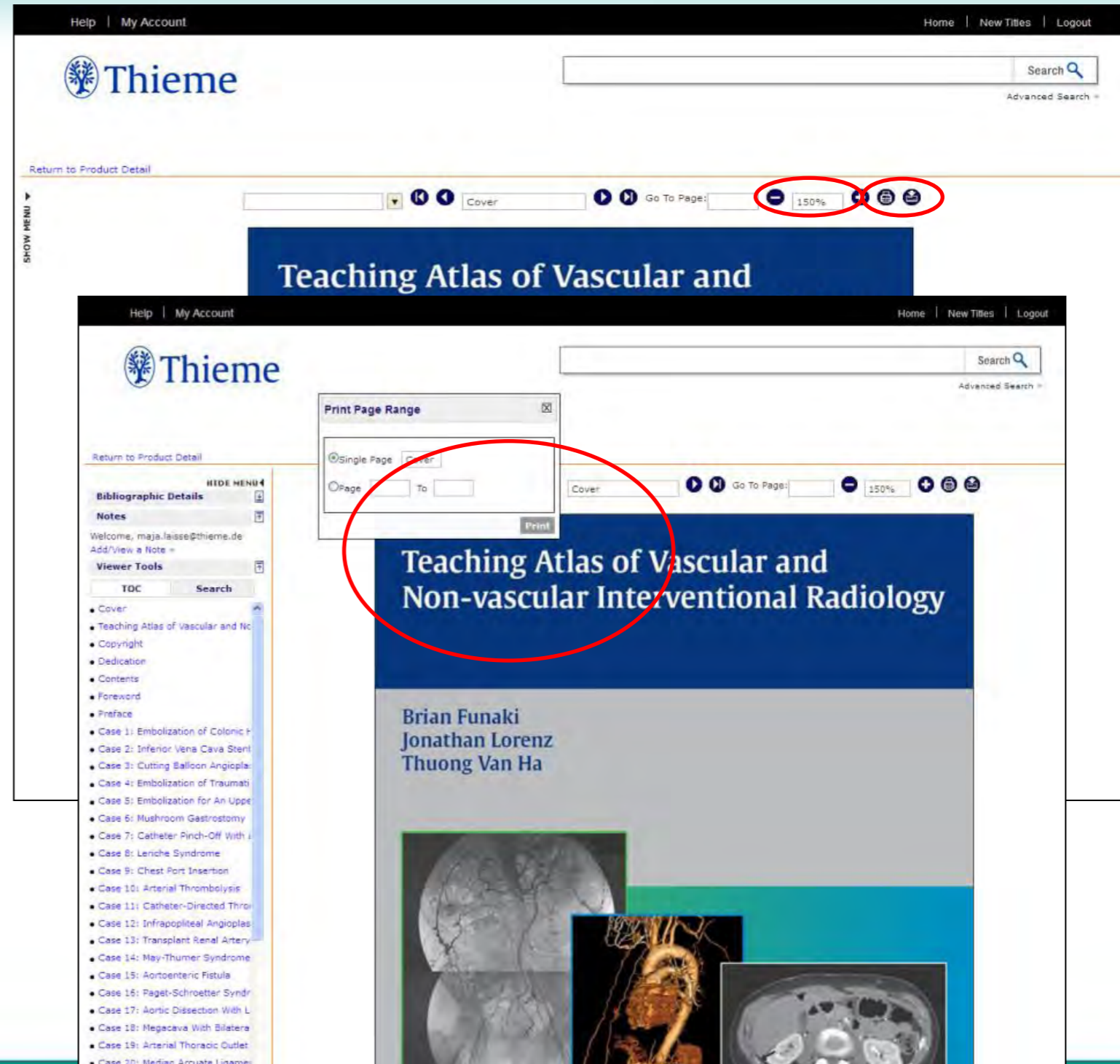
3. Working with the eBook Fulltext View

Read and study TCC e-books online,
or print and download selected pages or chapters for
personal use.

Abstracts View:
 Check Title information,
 a summary, TOC, and
 Citations.
 Click „Open Now“ to
 access the fulltext of
 this e-book.

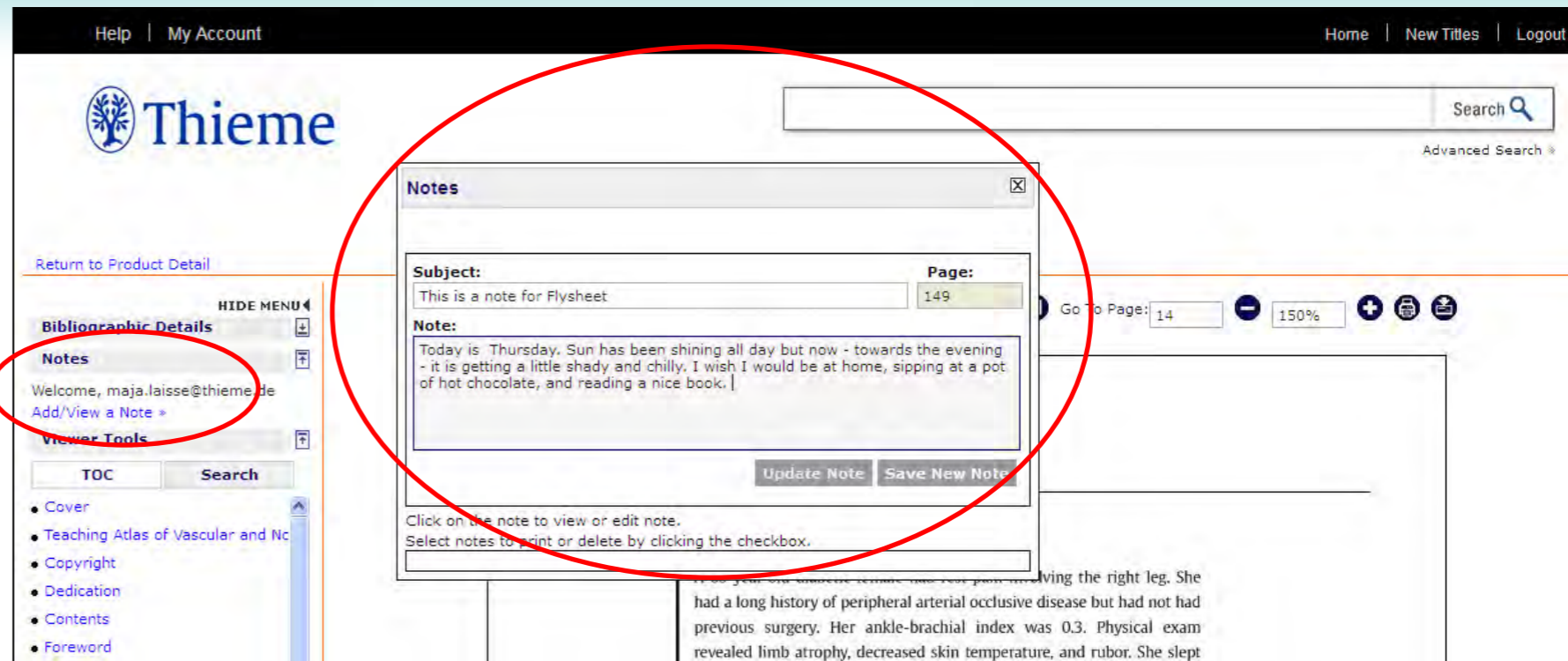



Zoom in on images,
or print/save by
clicking the icons in
the upper right corner.



The image displays two screenshots of the Thieme website interface. The top screenshot shows the main navigation bar with the Thieme logo, a search bar, and user account links. Below the navigation bar, there are navigation icons and a zoom control set showing a zoom level of 150%. The bottom screenshot shows the same page with a 'Print Page Range' dialog box open, allowing the user to select a page range for printing. The dialog box includes options for 'Single Page' and 'Page' range, and a 'Print' button. The zoom control in the bottom screenshot also shows the 150% zoom level.


- Add a personal note to a page.
- View personal notes in an e-book.

Note	Page
<input type="checkbox"/> This is a note for Flysheet	149

Copy text and paste it into a document.

Help | My Account Home | New Titles | Logout



Search Advanced Search

[Return to Product Detail](#)

SHOW MENU 149 Go To Page: 150%

CASE 37

Clinical Presentation
 A 69-year-old diabetic female had rest pain involving the right leg. She had a long history of peripheral arterial occlusive disease but had not had previous surgery. Her ankle-brachial index was 0.3. Physical exam revealed limb atrophy, decreased skin temperature, and rubor. She slept with the right foot over the side of the bed on the floor. She was referred for CT angiography (CTA) runoff.

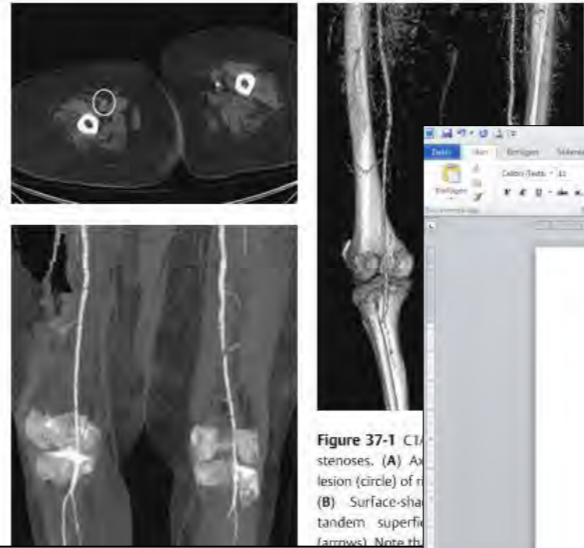


Figure 37-1 CT angiography (CTA) runoff images of the right leg. (A) Axial view showing a stenosis (circle) of the posterior tibial artery. (B) Surface-shaded tandem superficial femoral artery. Note the stenosis.

Female had rest pain involving the right leg. She had a long history of peripheral arterial occlusive disease but had not had previous surgery. Her ankle-brachial index was 0.3. Physical exam revealed limb atrophy, decreased skin temperature, and rubor. She slept with the right foot over the side of the bed.

4. Search and Advanced Search in TCC

- Searching within one e-book title.
- Results will be displayed in the left navigation menu.
- The searched term is highlighted in yellow.




The screenshot shows the Thieme e-book interface. At the top, there are navigation links for 'Help', 'My Account', 'Home', 'New Titles', and 'Logout'. A search bar is located in the top right corner. The main content area displays 'CASE 37' with a 'Clinical Presentation' section. Below the text, there are two sets of CT angiography (CTA) images labeled A and B. Image A shows an axial view of the right superficial femoral artery with a concentric lesion circled. Image B shows a surface-shaded reconstruction of the same area with arrows pointing to tandem lesions. The left navigation menu is visible, showing 'Bibliographic Details', 'Notes', and 'Viewer Tools'. The search term 'Vena Cava' is entered in the search box, and the results are highlighted in yellow. A red circle highlights the search results area.

Or search the complete platform.

Help | My Account Home | New Titles | Logout



Search 

Advanced Search

[Return to Product Detail](#)

HIDE MENU


Bibliographic Details 

Notes 

Welcome, maja.laisse@thieme.de
[Add/View a Note](#) »

Viewer Tools 

[TOC](#) [Search](#)

[GO](#) 

Related Pages

Page 235 ... Further Reading Asch MR. Initial experience in humans with a new retrievable inferior **Vena Cava** filter. *Radiology* 2002;225:835-844 Athanasoulis CA. Complications of **Vena Cava** filters. *Radiology* 1993;188:614-615 Athanasoulis CA Kaufman JA, Halper EF ...

Page 368 ... trauma and, 158 Infants, portal vein thrombosis in, 339-343 Inferior phrenic artery, in hepatocellular carcinoma, 272 f, 27. Inferior **Vena Cava**, catheter dialysis via, 189 Inferior **Vena Cava** absence background on, 44 deep venous thrombosis with, 42-46, 42 f Inferior

Page 375 ... on, 211 Vasodilators, hypothetnar hammer syndrome, 88 Vasopressin infusion for bleeding duodenal ulcer, 20-21 for colonic hemorrhage, 3-4 **Vena Cava**. See Inferior **Vena Cava**; Superior **Vena Cava** Venography of Budd-Chiari syndrome, 174, 174 f ...

Page 42 ... extending into the pelvis A CT exam was performed and showed absence of the inferior **Vena Cava** and extension of clot through both common and external iliac veins (Fig. 11-1). Additional findings included bilateral common ...

Page 72 ... Radiologic Studies **Ven.** ...

149
Go To Page:
150%    

CASE 37

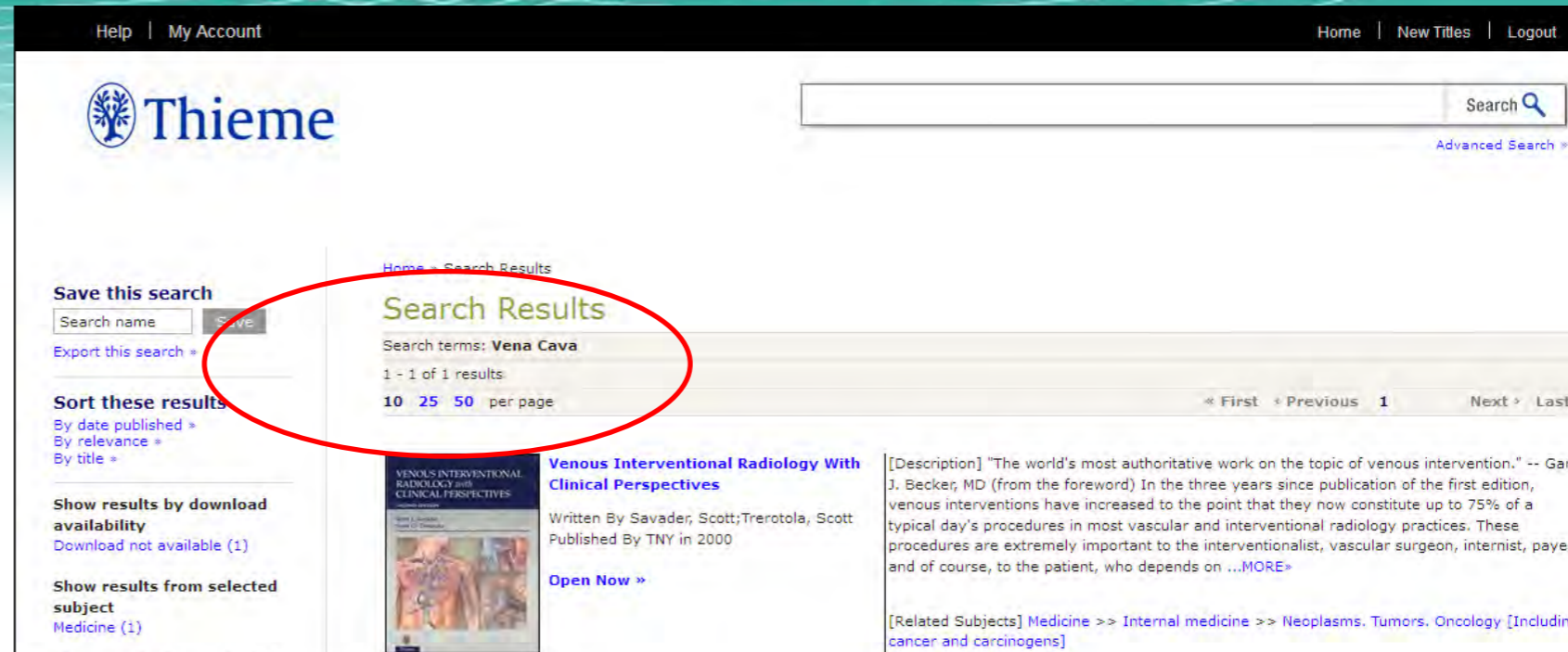
Clinical Presentation

A 69-year-old diabetic female had rest pain involving the right leg. She had a long history of peripheral arterial occlusive disease but had not had previous surgery. Her ankle-brachial index was 0.3. Physical exam revealed limb atrophy, decreased skin temperature, and rubor. She slept with the right foot over the side of the bed on the floor. She was referred for CT angiography (CTA) runoff.

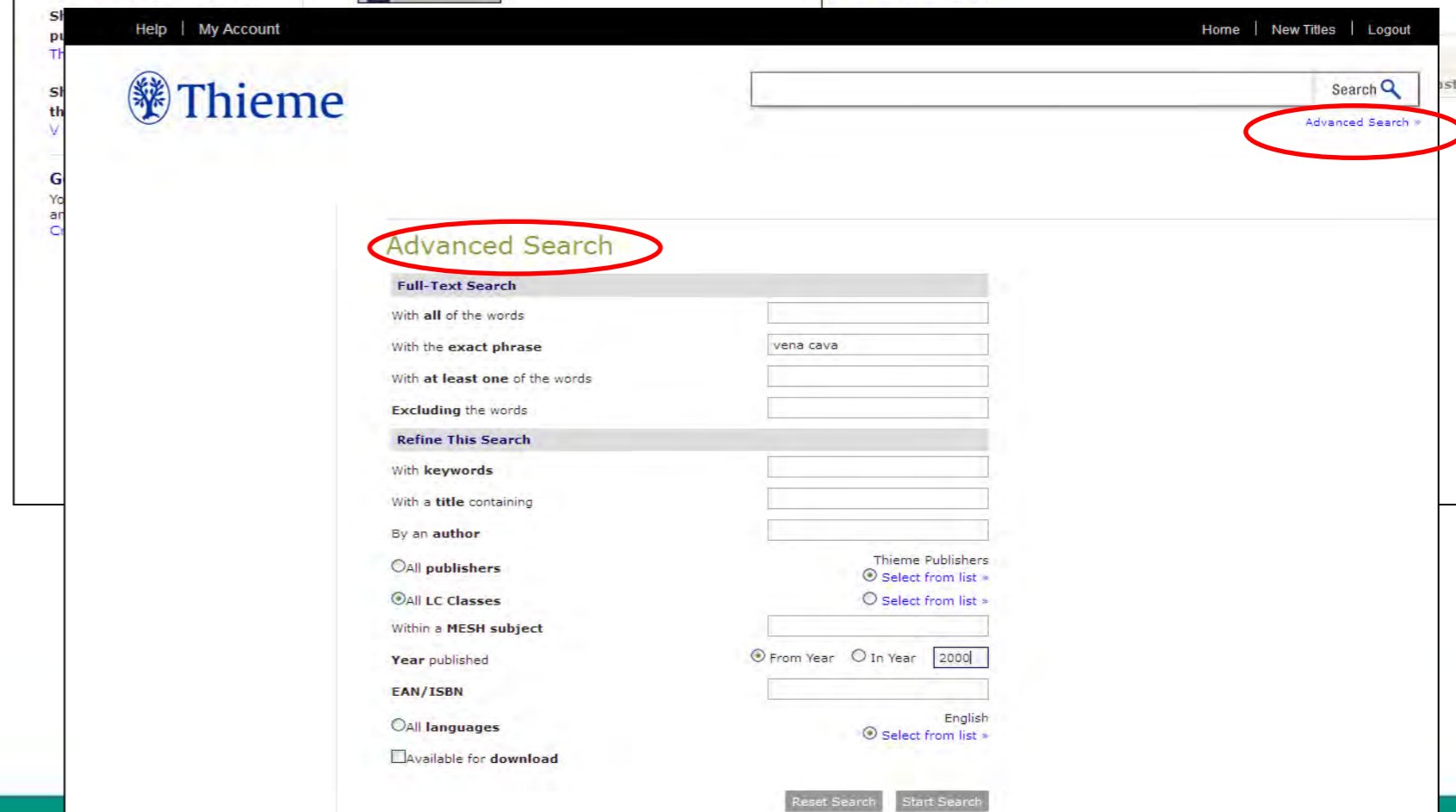



Figure 37-1 CTA of superficial femoral artery stenoses. (A) Axial image shows concentric lesion (circle) of right superficial femoral artery. (B) Surface-shaded reconstruction shows tandem superficial femoral artery lesions (arrows). Note that the more distal lesion is dif-

If the simple Search doesn't serve you with satisfactory results, try running an Advanced Search.

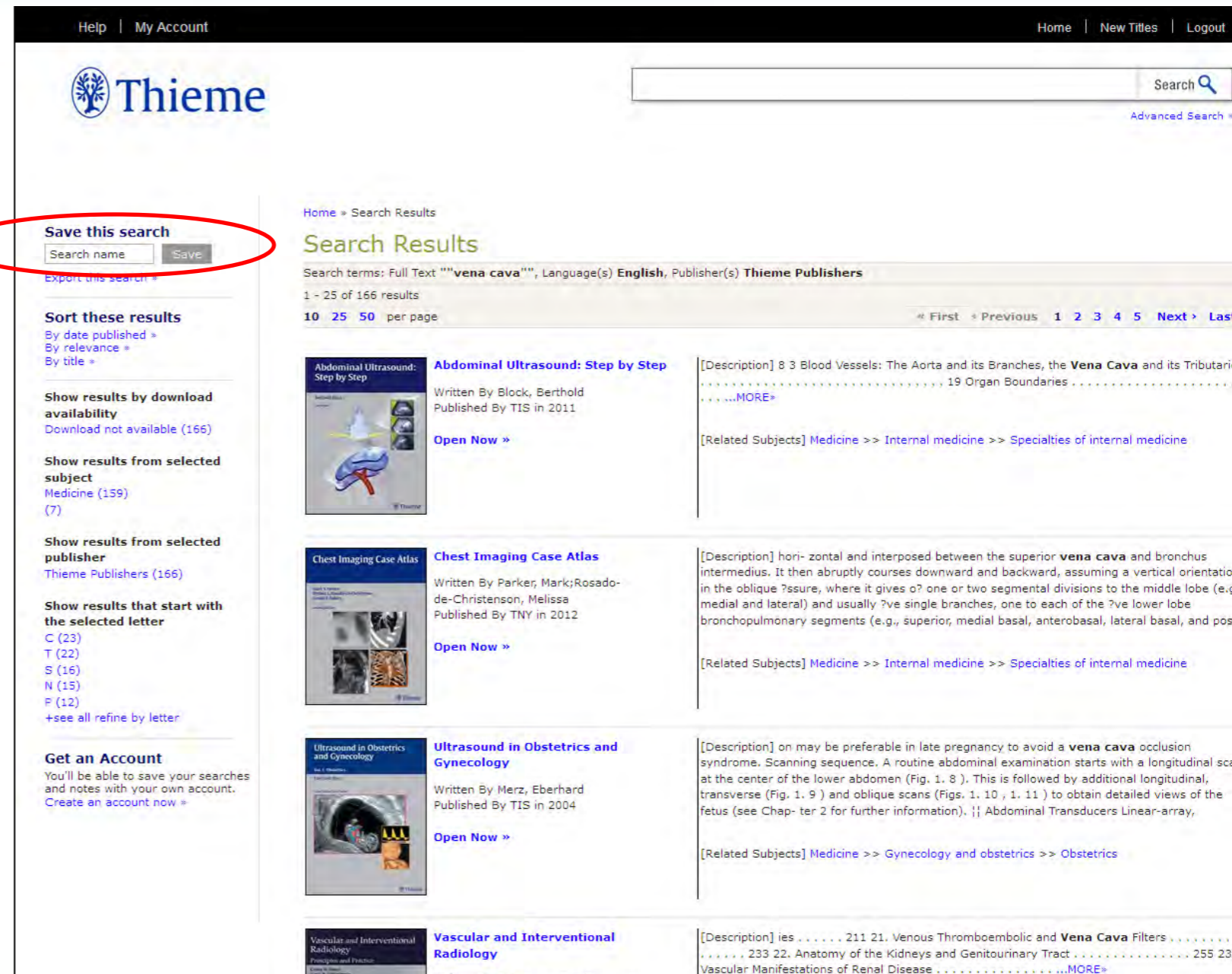


This screenshot shows the Thieme search results page for the query "Vena Cava". The search results are circled in red. The page displays the search terms, the number of results (1 - 1 of 1 results), and the number of results per page (10, 25, 50). A search result is shown for "Venous Interventional Radiology With Clinical Perspectives" by Savader, Scott; Trerotola, Scott, published by TNY in 2000. The page also includes options to save, export, and sort the search results.



This screenshot shows the Thieme Advanced Search interface. The "Advanced Search" title is circled in red. The interface includes various search filters and options, such as "Full-Text Search" (With all of the words, With the exact phrase, With at least one of the words), "Excluding the words", "Refine This Search" (With keywords, With a title containing, By an author, All publishers, All LC Classes, Within a MESH subject, Year published, EAN/ISBN, All languages, Available for download), and "Thieme Publishers" (Select from list, Select from list). The "Advanced Search" link in the top right corner is also circled in red.

- You may now use the filter and sorting options in the left menu to organize your advanced search hitlist.
- Or you may save this search to your user account.



The screenshot shows the Thieme website interface. At the top, there are navigation links for 'Help' and 'My Account'. The main header features the Thieme logo and a search bar. Below the search bar, the page displays 'Search Results' for the query 'Full Text "vena cava"'. The left sidebar contains several filter and sorting options: 'Save this search' (highlighted with a red circle), 'Export this search', 'Sort these results' (By date published, By relevance, By title), 'Show results by download availability' (Download not available (166)), 'Show results from selected subject' (Medicine (159) (7)), 'Show results from selected publisher' (Thieme Publishers (166)), and 'Show results that start with the selected letter' (C (23), T (22), S (16), N (15), F (12), +see all refine by letter). The main content area lists search results with titles like 'Abdominal Ultrasound: Step by Step', 'Chest Imaging Case Atlas', 'Ultrasound in Obstetrics and Gynecology', and 'Vascular and Interventional Radiology'. Each result includes a brief description, author information, and a date. The right sidebar shows related subjects and a 'MORE' link.

Thank you!

飛資得醫學資訊股份有限公司

Email: erinlee@flysheet.com.tw

TEL: 02-26582223



飛資得醫學資訊股份有限公司
FlySheet Med-Informatics Co., Ltd.